

Modular Cooking Range Line thermaline 80 - Freestanding Electric AquaCooker+, 1/1GN, 1 Side, H=800

ITEM # _____

MODEL # _____

NAME # _____

SIS # _____

AIA # _____



588442 (MABDFADDAO) Electric AquaCooker+, one-side operated, 1/1 GN

Short Form Specification

Item No.

Unit constructed according to DIN 18860_2 with 20 mm drop nose top and 70 mm recessed plinth. Internal frame for heavy duty sturdiness in stainless steel. 2 mm top in 1.4301 (AISI 304). Flat surface construction, easily cleanable. THERMODUL connection system enables seamless worktop when units are connected and avoids soil penetrating. Multi-purpose cooking appliance combining low temperature cooking (sous-vide) and pasta cooker functions, it can also be used as a bain marie. Water basin in 1.4435 (AISI 316L) stainless steel, seamlessly welded into the top of the appliance. Automatic two-speed constant water level re-fill for smooth overnight cooking. Precise water temperature control to grant stability during low temperature cooking cycles. Compressed warm up time thanks the powerful heating elements. Safety systems and automatic low-water level shut-off protect against overheating. All-round basin raised edges to protect against soil infiltration. Standby function saves energy and quickly recovers maximum power. Metal knobs and handles with embedded hygienic silicon "soft" grip enable easier handling and cleaning.

IPX5 water resistance certification.

Configuration: Freestanding, one-side operated

Main Features

- Multi-purpose cooking appliance combining low temperature cooking (sous-vide) and pasta cooker functions, it can also be used as a bain marie. Precise electronic temperature control.
- Large visible digital display manufactured in tempered glass to resist heat and chemicals, showing temperatures or power settings. The display also shows on/off status of the appliance and on/off status of the heating elements.
- Metal knobs with embedded hygienic "soft-touch" grip for easier handling and cleaning. The special design of the controls prevents infiltration of liquids or soil into vital components.
- THERMODUL connection system creates a seamless work top when units are connected to each other thus avoiding soil penetrating vital components and facilitating the removal of units in case of replacement or service.
- Easy to clean basin with rounded corners.
- Raised edge all around the well to protect from infiltration of dirt from worktop.
- Filling water level is plate-marked on the side of the well.
- Automatic two-speed water refill regulated by water level sensor at maximum or minimum volume.
- Constant water level refill.
- Automatic low-water level shut-off: no accidental over-heating.
- Water temperature controlled by electronic sensor and can be selected as either temperature or power levels.
- Safety systems protect against overtemperature and can be manually reset.

Construction

- 2 mm top in 1.4301 (AISI 304).
- Unit constructed according to DIN 18860_2 with 20 mm drop nose top and 70 mm recessed plinth.
- Flat surface construction with minimal hidden areas to easily clean all surfaces
- Water basin in 1.4435 (AISI 316L) stainless steel is seamlessly welded into the top of the appliance.
- Internal frame for heavy duty sturdiness in stainless steel.
- IPX5 water resistance certification.

Sustainability

- Standby function for energy saving and fast recovery of maximum power.

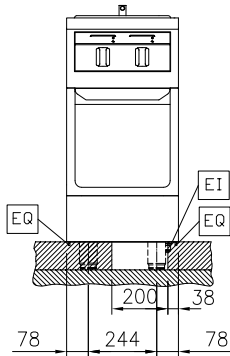


APPROVAL: _____

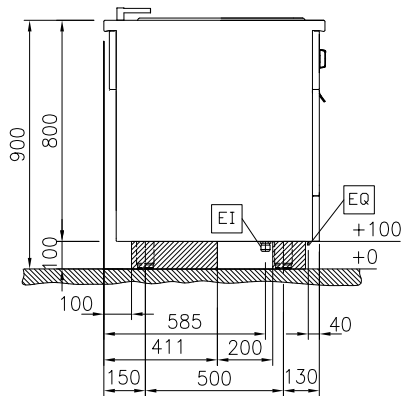
Optional Accessories

- | | | | | | |
|--|------------|--------------------------|---|------------|--------------------------|
| • Connecting rail kit, 800mm | PNC 912500 | <input type="checkbox"/> | • Side reinforced panel only in combination with side shelf, for back-to-back installations, left | PNC 913273 | <input type="checkbox"/> |
| • Stainless steel side panel, 800x800mm, freestanding | PNC 912508 | <input type="checkbox"/> | • Side reinforced panel only in combination with side shelf, for back-to-back installation, right | PNC 913274 | <input type="checkbox"/> |
| • Portioning shelf, 400mm width | PNC 912522 | <input type="checkbox"/> | • Filter W=400mm | PNC 913663 | <input type="checkbox"/> |
| • Portioning shelf, 400mm width | PNC 912552 | <input type="checkbox"/> | • Stainless steel dividing panel, 800x800mm, (it should only be used between Electrolux Professional thermaline Modular 80 and thermaline C80) | PNC 913669 | <input type="checkbox"/> |
| • Folding shelf, 300x800mm | PNC 912577 | <input type="checkbox"/> | • False bottom for Aquacooker 1/1GN | PNC 913680 | <input type="checkbox"/> |
| • Folding shelf, 400x800mm | PNC 912578 | <input type="checkbox"/> | • Stainless steel side panel, 800x800mm, flush-fitting (it should only be used against the wall, against a niche and in between Electrolux Professional thermaline and ProThermetic appliances and external appliances - provided that these have at least the same dimensions) | PNC 913685 | <input type="checkbox"/> |
| • Fixed side shelf, 200x800mm | PNC 912583 | <input type="checkbox"/> | | | |
| • Fixed side shelf, 300x800mm | PNC 912584 | <input type="checkbox"/> | | | |
| • Fixed side shelf, 400x800mm | PNC 912585 | <input type="checkbox"/> | | | |
| • Stainless steel front kicking strip, 400mm width | PNC 912594 | <input type="checkbox"/> | | | |
| • Stainless steel side kicking strips left and right, freestanding, 800mm width | PNC 912619 | <input type="checkbox"/> | | | |
| • Stainless steel side kicking strips left and right, back-to-back, 1610mm width | PNC 912625 | <input type="checkbox"/> | | | |
| • Stainless steel plinth, freestanding, 400mm width | PNC 912821 | <input type="checkbox"/> | | | |
| • Connecting rail kit: modular 80 (on the left) to ProThermetic tilting (on the right), ProThermetic stationary (on the left) to ProThermetic (on the right) | PNC 912971 | <input type="checkbox"/> | | | |
| • Connecting rail kit: modular 80 (on the right) to ProThermetic tilting (on the left), ProThermetic stationary (on the right) to ProThermetic (on the left) | PNC 912972 | <input type="checkbox"/> | | | |
| • 2 half size baskets for aquacooker 1/1 GN | PNC 913037 | <input type="checkbox"/> | | | |
| • Endrail kit, flush-fitting, left | PNC 913109 | <input type="checkbox"/> | | | |
| • Endrail kit, flush-fitting, right | PNC 913110 | <input type="checkbox"/> | | | |
| • Lid for aquacooker 1/1 GN and bain marie 1/1 GN | PNC 913139 | <input type="checkbox"/> | | | |
| • Endrail kit (12.5mm) for thermaline 80 units, left | PNC 913200 | <input type="checkbox"/> | | | |
| • Endrail kit (12.5mm) for thermaline 80 units, right | PNC 913201 | <input type="checkbox"/> | | | |
| • Stainless steel side panel, left, h=800 | PNC 913216 | <input type="checkbox"/> | | | |
| • Stainless steel side panel, right, h=800 | PNC 913217 | <input type="checkbox"/> | | | |
| • T-connection rail for back-to-back installations without backsplash (to be ordered as S-code) | PNC 913227 | <input type="checkbox"/> | | | |
| • Insert profile D=800mm | PNC 913230 | <input type="checkbox"/> | | | |
| • Energy optimizer kit 14A - factory fitted | PNC 913244 | <input type="checkbox"/> | | | |
| • Endrail kit, (12.5mm), for back-to-back installation, left | PNC 913249 | <input type="checkbox"/> | | | |
| • Endrail kit, (12.5mm), for back-to-back installation, right | PNC 913250 | <input type="checkbox"/> | | | |
| • Endrail kit, flush-fitting, for back-to-back installation, left | PNC 913253 | <input type="checkbox"/> | | | |
| • Endrail kit, flush-fitting, for back-to-back installation, right | PNC 913254 | <input type="checkbox"/> | | | |
| • Side reinforced panel only in combination with side shelf, for freestanding units | PNC 913257 | <input type="checkbox"/> | | | |

Front

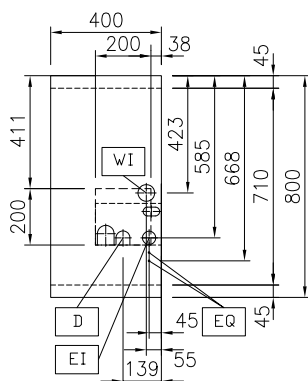


Side



D = Drain
 EI = Electrical inlet (power)
 EQ = Equipotential screw
 WI = Water inlet

Top



Electric

Supply voltage: 400 V/3N ph/50/60 Hz
 Total Watts: 7.5 kW

Water:

Incoming Cold/hot Water line size: 3/4"
 Drain line size: 1"

Key Information:

Number of wells: 1
 Usable well dimensions (width): 309 mm
 Usable well dimensions (height): 205 mm
 Usable well dimensions (depth): 512 mm
 Well capacity: 5 lt MIN; 21 lt MAX
 Thermostat Range: 50 °C MIN; 100 °C MAX
 External dimensions, Width: 400 mm
 External dimensions, Depth: 800 mm
 External dimensions, Height: 800 mm
 Net weight: 63 kg
 Configuration: On Base; One-Side Operated

Sustainability

Current consumption: 10.8 Amps